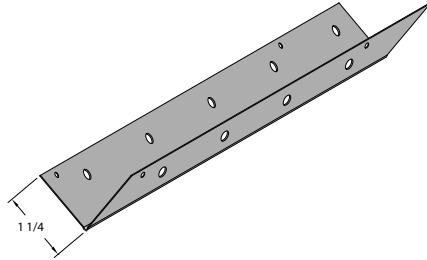
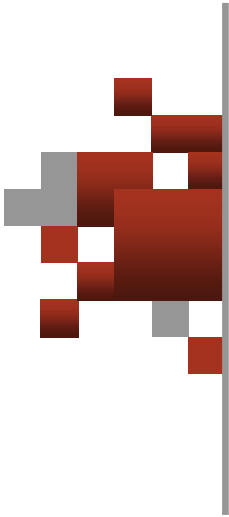
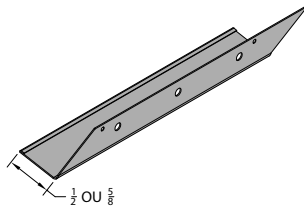


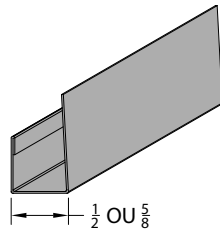
Coin de fer et Moulure



Coin de fer 1 1/4'' x 1 1/4'' x 90 degrés
Longueur: 7', 8', 9', 10', et 12'
Coin de fer 1 1/4'' x 1 1/4'' x 135 degrés
Longueur: 8' & 10'
Acier: .0135 min.



Moulure en L 1/2'' et 5/8''
Longueur: 10'
Acier: .0179 min.



Moulure en J 1/2'' et 5/8''
Longueur: 10'
Acier: .0179 min.

Fabriqués selon la norme
ASTM-C645 Standard Specification
for nonstructural steel framing
members